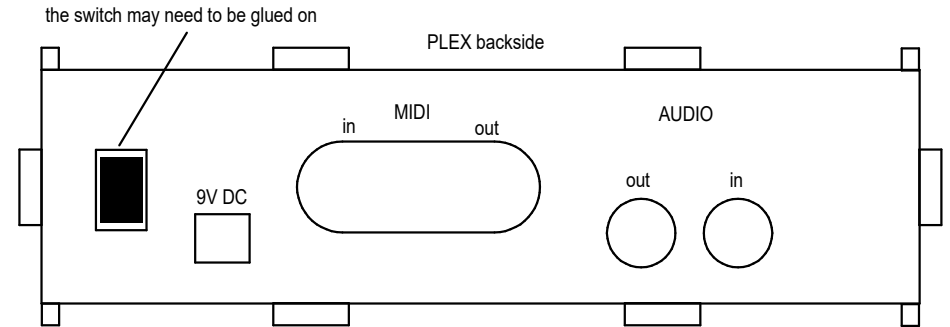
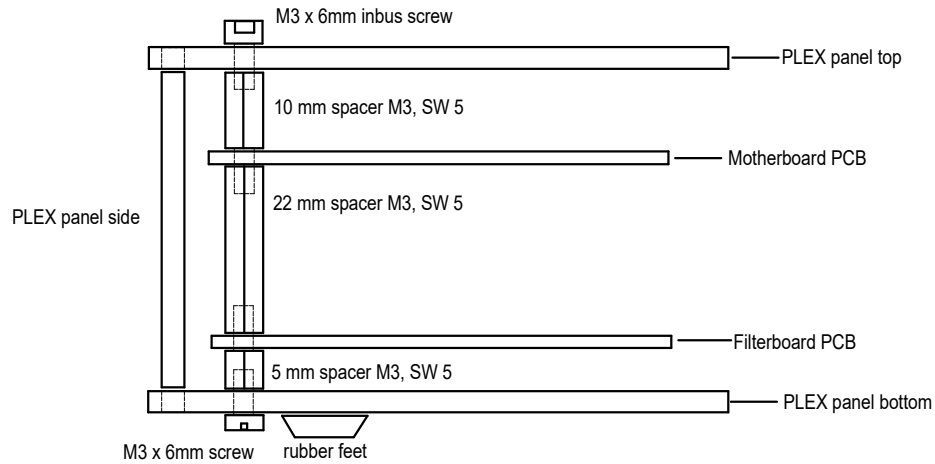


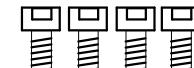
Shruthi / Phoenix Case V2

Remove the protective film before assembly



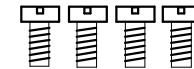
The following parts are required

1) 4 x M3 x 6mm inbus screw



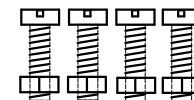
panel top

2) 4 x M3 x 6mm screw



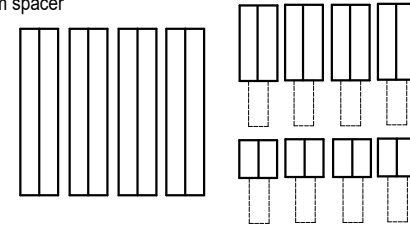
bottom

3) 4 x M3 x 10mm screw + 4 x nuts



mount the LCD protection screen

4) 4 x 22mm spacer, 10mm spacer, 5mm spacer

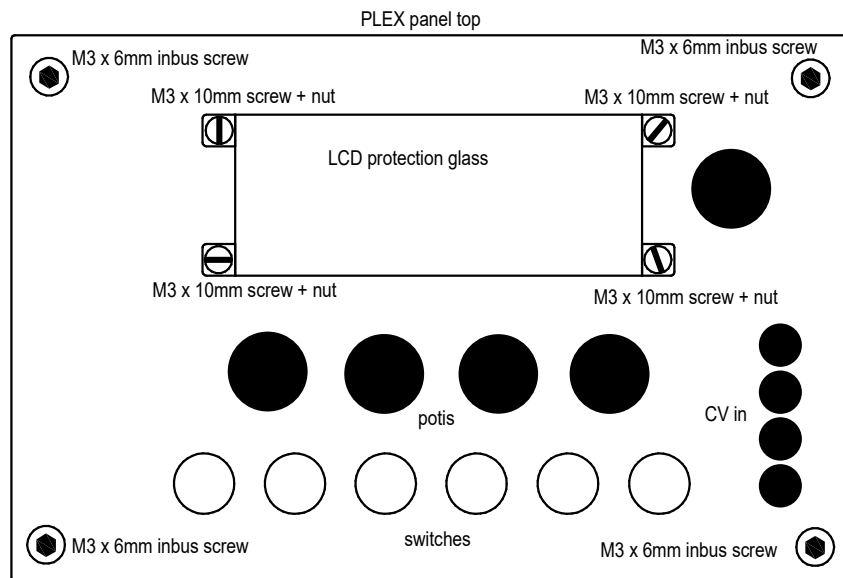


5) 4 x rubber feet



bottom

6) 1 x power switch / cables



Maßstab	100,00%	Firma	Zeichner	Blatt
Änderung	22.03.24	13:45	Titel	
Ausgabe	22.03.24	13:46		
Datei	Case-V2-zusammenbau.T3001		Projekt	